



Clue 1

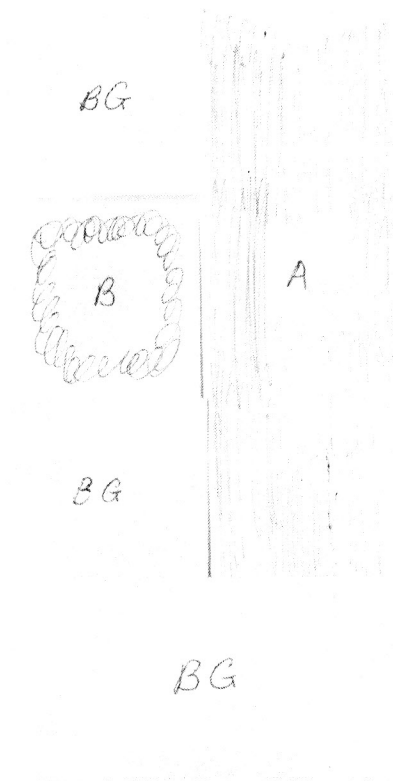
1. Gather eighteen $2\frac{1}{2}$ " x $2\frac{1}{2}$ " background squares, nine $2\frac{1}{2}$ " x $4\frac{1}{2}$ " background rectangles, nine coordinate B squares, and nine coordinate A rectangles.
2. Sew two background squares to the opposite sides of each coordinate B square as shown. Press the seam allowances in the same direction. Make nine strips.
3. Sew a coordinate A rectangle to each strip completed in step 2. Press the seam allowances toward the coordinate rectangle.
4. Sew one $2\frac{1}{2}$ " x $4\frac{1}{2}$ " background rectangle to each unit completed in step 3 as shown. Pay close attention to the position of the coordinate pieces. Make sure the coordinate A rectangle is on the right and the background rectangle is on the bottom. Press the seam allowances toward the background rectangle. This is unit 1, make nine.



Clue 1, Step 2 – Make 9



Clue 1, Step 3 - Make 9



Clue 1, Step 4 – Make 9
Unit 1