



The purpose of the Guild is to promote and preserve the art and history of quilts through education of its members, and to inspire community involvement.

The Guild depends on the cooperation of the entire membership for the success of its projects.

Inside this issue:

Bee Buzz	10
Community Quilts	2
Guild Projects	11
Lecture/Workshops.....	8 & 9
Membership.....	4
Official Business	6 & 7
President's Block.....	2
Special Events.....	3
Ways & Means.....	5

Member News

Condolences to Cindy Lund whose mother recently passed away.
Congratulations to Judy Heyward (1st place) and Linda Cantrell (honorable mention), who won awards at the recent Mid-Atlantic Quilt Show.
Congratulations to guild members whose quilts have been juried into the AQS quilt show in Paducah: Linda Cantrell, Dort Lee, Janice Maddox, Barbara Swinea, and Kate Weston.

Contact *Neva Carlson* at 252-1661 or nevacarlson@charter.net with your news items for this space.

Letter from our President

This year I want to try to recognize people who do work for the Guild behind the scenes - jobs which are very important to the functioning of the Guild but we are aware of them less often or not at all. Many thanks go to:

1. Connie Brown and others who helped get our last meeting going (microphone, chairs and tables out, lights on and off, extension cords, etc) without the usual help of the FAC janitor.
2. Rita Williams for housing the speaker, feeding and entertaining her as well.
3. Peggy Newell for entertaining Phillippa during some of her down time.
4. Kitty Etterman for keying in all of the Directory.
5. Sandy Gillis for making up lots and lots of kits for Community Quilts.
6. Kim Thompson for her efforts to start a Bee for young mothers.
7. Katie Winchell and Charlotte McRanie for developing the free workshop
8. Roger Winchell for making the samples for the above.
9. Jamie Berdahl for keeping track of our scholarship funds at WNCU (money previously donated) and helping us know the new recipient.

Of course, I won't be able to remember or even know of lots of the work done as the Guild is so diverse, busy and large at this point, so please help me out by letting me know of those who deserve special recognition!

Sara



COMMUNITY QUILTS

"I was really nervous when I had to get my appendix taken out. But when the hospital staff gave me the wonderful, beautiful, colorful, handmade quilt that you have made me, I felt Loved & Happy! I will treasure that quilt forever. Thank you! Love, Grace R."

Exciting happenings in the Community Quilt department! Those of you at the March meeting got to hear about, and see a sample of, the quilt we will make at the **2nd Annual Community Quilts Free Workshop**, happening Thursday, April 28 at the Folk Art Center from 9:30 – 3:30. Our own Charlotte McRanie has offered to teach this workshop, and, as last year, the quilts will be made for Community Quilts, but you'll leave with the pattern and skills to make your own. For those of you who are fairly new quilters, are terrified when faced with a pattern with triangles, or are just not confident in the "Fast 45" technique, this is the workshop for you. We already have quite a few members signed up. If you are interested, let me know (phone: 298-2560 or e-mail: katie@winchell.us) and we'll accommodate as many as we can. We're meeting with the staff at the Folk Art Center to see what arrangement will work best for the most participants. It should be a fun day where we'll accomplish lots and learn lots as well.

The final numbers for items made for the community last year by the Asheville Quilt Guild is 608, a number we can be very proud of, indeed! The vast majority of those were quilts. A truly remarkable achievement. Give yourselves a big pat on the back for all of your hard work and commitment to sharing with Asheville and the surrounding area.

Remember to check for patterns for easy quilts on the AQG website, and kits & free patterns at the meetings. I try to keep batting and some fabric stocked in my garage for your community projects. Just give me a call if you need either. Sara's condo restoration is moving right along, and she may be back in sooner than she thought. We'll let you know when the fabric that was stored there is again available.

Katie Winchell, Chair



Presidents Block Instructions for Betty Fauerbach

The block should be the maker's favorite star. It should be 6 inches finished, 6 ½ inches unfinished.

The background should read as cream or light beige.

Use autumn colors when constructing the star.

When the block is turned in, please include a 6 inch square of the background color and 6 inch square of star fabric color. This will be used in the border. Include with the star the name of the star (many stars have several names). On one of the background corners, please write the maker's name.

From Elaine Zinn: Please turn in your block directly to Betty. Thank you.

SPECIAL EVENTS - THINGS TO DO - PLACES TO GO

ASHEVILLE QUILT GUILD EXHIBIT at the Folk Art Center September 24, 2011 to January 22, 2012

The Asheville Quilt Guild has been invited to have a Quilt Show at the Folk Art Center during the busiest months of the year....during Prime Time. Current Guild members may enter one quilt and must be the sole maker of the quilt. A curatorial committee will screen entrants from AQG members for this show. Gallery space will dictate the number of entrants included. **Our quilts will tell THE STORY OF THE ASHEVILLE QUILT GUILD.**

Categories include traditional quilts, contemporary or art quilts, hand quilting and machine quilting, and wearable art. Entry quilts will need a 4 inch sleeve for hanging and a rod could be included. Quilts may be framed. Wearable art will be displayed on mannequins.

Completed entry forms are due by June 1st. Blank entry forms will be posted on our website. Included with the entry will be two color photos; one whole view and one with details of the quilt. The Curatorial Committee will meet the week of June 13-17 to select the pieces for the show, using the photos. All exhibit artists will be notified by the first week of July.

All entries are to be delivered to the FAC by September 11th. Folk Art Center staff will hang the show for the September 24th opening. The AQG will organize volunteers for the gallery, especially on the weekends the months of the show. **The show closes January 22 with pickup on January 24, 2012.**

The AQG is party to SHCG's standard exhibition policy as written below:

- Works must be finished and in good condition at time of delivery.
- The exhibition will remain intact for the duration
- Works may be for sale. The SHCG takes a 40% commission from the retail sales price and a 10% referral fee from orders generated as a result of the exhibition.
- Each lender of works must sign the SHCG loan agreement.
- SHCG provides insurance and security for all artworks while on its premises.


LINT, Ladies in New Textiles, is exhibiting at the Haywood County Art Council in Waynesville for the month of April. Members of LINT who are also members of the Asheville Quilt Guild are Janice Maddox, Judy Simmons, and Mary Stori.

Heart of the Triad Quilt Guild Show
Friday and Saturday, May 13 -14. 9 to 5.
The Girl Scout Learning Center behind
Magnolia Manor, 1203 Frances Daily Court,
Colfax, NC.

www.hotqg.tripod.com

Rutherford Quilt Guild Show
Friday and Saturday, April 15 -16. 10 am to 5
pm and Sunday, April 17, 1 to 4 pm. Isothermal
Community College, Student Union/
Gymnasium, 286 ICC Loop Rd. (off #74 alt),
Spindale, NC.
www.rutherfordquiltguild.org

Buffalo Mtn. Quilt Camp
Jonesborough, TN
April 11-13, 2011 and October 11-13, 2011
This "camp" is limited to only 34 quilters with lodging,
linens, meals, snacks, teacher fees, t-shirt, tote bags with
"goodies" for \$150 total. For detailed information
contact:
Buffalo Mtn. Quilt Camp, Polly Taylor, 895 Taylor
Bridge Road, Jonesborough, TN 37659
pollyquilts2@aol.com
423-676-5062

 **Check out all the information
for this years symposium on the
NC Symposium website**

<http://www.ncqsi.org>

Chinese Coins

April 2011 AQQ Charity Blocks

Makes a block 5 strips wide
(a good way to use up 1" strips)*

3 plain strips 9" long, 2" wide from neutral fabric

2 horizontal rows of strips of patterned fabrics (try all blues, all reds, all greens, purples or browns)


Cut 1" lengths of fabric from 16 different pieces of cloth. Sew those together using a 1/4" seam and press one direction. Cut in 2" strips so that it looks like coins stacked on top of each other--hence the name "Chinese Coins."

Cut neutral strips 2" wide and about 9" long. Sew so that you have a lengthwise neutral strip sewed to a coin strip; sew the other side of the coin strip to neutral strip, that to a second coin strip and that to another neutral strip.

Trim the block.

Unfinished block will be 8" wide x 8 1/2" long; finished 7 1/2" wide and 8" long.

*An alternative to using 16 pieces for the coins is to use 8. Instead of cutting 1" lengths of cloth, cut 1 1/2" lengths of fabric from 8 different pieces of cloth and follow the directions.



MEMBERSHIP

The following are new members of the AQQ who joined in March: Sheree Montgomery, Janna Perkinson, Judith Kaplan, and Jo Miller. Renewed members are: Brian Fackler, Marcia Elliott, Joan Pierro, Edyie Sloane, and Cheryl Hartman.

In order to have up-to-date information, it is important that a renewal form be completed by all members of the guild (including charter members). If you have not as yet renewed your membership, please copy the form that is in the newsletter or download one from the website and send it to me or bring it with you to the April meeting.

The 2011 directories, discount cards, and name tags for those who renewed by the 15th of March or who renew before April 18 will be distributed at the April 19 meeting. Tables will be set up in the lobby of the Folk Art Center.

**Respectfully submitted,
Kitty Etterman, Membership Co-Chair**

Editor Note:

If you need a copy of the membership form you can follow this link and print it out.

www.ashevillequiltguild.org/AQG2011mem.pdf

ASHEVILLE QUILT SHOW ENTRY FORM

You can find the entry form to the AQQ Quilt Show on the website.

www.ashevillequiltguild.org/2011EntryForm.pdf

WAYS AND MEANS

April Update

Thank you to all who have picked up your tickets. Not having to mail the tickets saves the Guild a good deal of money.

Our Silent Auction quilts are growing, and they are beautiful!

We have changed the Silent Auction rules, and I hope the changes will encourage those quilters who have been reluctant to donate a wee quilt to participate in this year's Silent Auction.

The base "Buy It Now" price will be \$150.00 and will begin at the opening of the Quilt Show. **However, you, as the maker of the quilt, may price your silent auction "Buy It Now" quilt higher than \$150.**

Those quilts will be accompanied by a brief bio of the quilter and will be listed in the program. They will also be hung in a "gallery" setting. This will bring attention to the Silent Auction and help to raise more money.

If a quilt does not get bids up to \$150 or its asking price, it will be sold at the top bid.

There may be a special challenge in the future. Stay tuned!

Linda Nichols

Ways and Means chair

FOR SALE

Oreck JP8100C cord-free steam iron. Used only once. \$35.00

Contact **Alice Helms** at 277-9223 or helms.alice@gmail.com

RICKY TIMS!

It's time to register for this once-in-a-lifetime-in-Asheville opportunity! Be sure to take advantage of the lower fee by registering for the Ricky Tims' Quilt Seminar by June 17.

Questions we've heard:

Where can I find the registration form?

The registration form is on our website www.ashevillequiltguild.org/Ricky_Tims_reg.pdf and you may print it from there. (Note: For reasons we don't understand, Mac users may find the print a little blurry and/or light. If you can't read it at all, please contact Nancy or Neva, RTQS committee members, below.) If you are using a **different** form just write in **Asheville Quilt Guild** in the **group name** ... and nothing else.

How much is the seminar?

If you register with a group of 10 or more, the cost is \$179 until June 17, after which the cost increases.

How do I join a group of 10 or more?

Our Guild is already established as a group, and some local quilt shops are also establishing groups. You may register with any established group of 10 or more.

What about registering friends who aren't members of the Guild?

No problem – just have them use our form on the web.

Is the Guild collecting the forms and checks and mailing them to Ricky Tims?

No – send your registration forms and checks directly to Ricky Tims; the address is on the registration form.

Other questions? Contact Nancy at nemathewson@yahoo.com or Neva at nevacarlson@charter.net

OFFICIAL BUSINESS

Asheville Quilt Guild Board Meeting Minutes

March 1, 2011

Board members present: Sara Hill, Janie Wilson, Angela Lamoree, Jean Karpen, Betty Fauerbach, Julie Simpson, Ann Garner, Sharon Smaldone, Barbara Swinea, Peggy Newell, Barbara Pate, Katie Winchell

Other Guild members: Yolanda Hall, Wilma Hamlin

The meeting was called to order at 10:03 by President Sara Hill.

Minutes of the February 1, 2011 Board meeting were approved as printed.

There was no **treasurer's report**, since this meeting is so early in the month.

Sara requested minutes of previous meetings, treasurer's reports, and job descriptions for all Guild jobs. Angie Lamoree will copy 2009 and 2010 minutes and treasurer's reports onto a thumb drive. Minutes for 2011 will also be copied onto a thumb drive. The Guidelines committee will work on job descriptions.

Programs:

- Susan Brubaker Knapp has agreed to take up to 30 students for the April 20 workshop.
- We will not have a pot luck dinner in August this year. Instead we will have a "flea market" (no books, magazines, or patterns – save them for the Quilt Show flea market table) and possibly a local speaker. Peggy Newell will organize the August meeting.

Membership:

Since there were major changes in our bylaws in 2010, the bylaws will be printed in the directory this year. Sharon Smaldone will work with Kitty Etterman to maximize space and minimize the number of pages needed.

Community Quilts:

Katie has arranged a free workshop/workday, "Fast 45 technique" on April 28. Details in the disPatch.

Ways and Means:

- It was agreed that we need to designate a specific use for the money raised through the Silent Auction. Board members are asked to gather ideas and suggestions and be ready to discuss this issue at the April Board meeting.
- Betty moved that the Guild not make any monetary donations from Silent Auction earnings. Motion passed.
- Motion by Sharon concerning the Silent Auction: All quilts will have a "Buy-it-now" price, minimum \$150. If the quilt maker chooses, he/she may set a higher "Buy-it-now" price. If above \$150, the quilt maker will submit a short bio to accompany the quilt. Motion passed.

Old Business:

- Peggy Tobin and Julie Simpson had previously requested that the Guild donate \$100 to the Folk Art Center library since they house our library books. New motion by Julie to donate \$100 was approved.
- Audit Committee will audit financial records. At this point, Nancy Matthewson is on the committee. One additional person will be appointed.

New Business:

- Sara has asked the NC Symposium Board to consider Asheville Quilt Guild for hosting the symposium after 2015.
- Guidelines Committee will reconvene to work on job descriptions.
- Sara is considering a "Board training" session. We have a generous offer from consultant Judy Futch to provide a training session free of charge.

Respectfully submitted,
Jean Karpen, Secretary

Asheville Quilt Guild General Meeting Minutes March 15, 2011

The meeting was called to order at 10:03 by President Sara Hill.

Minutes of the February 15 meeting were approved as printed.

Announcements (see disPatch for details):

- Deadline for disPatch articles is the first Monday of each month.
- From September, 2011 to January, 2012, the Guild will have an exhibit upstairs in the Folk Art Center.
- There is a new bee meeting the second Tuesday of the month. Sue Weaver is coordinating.
- Quilt Show still needs several sub-committee chairs.
- Community Quilts will hold a workshop on April 28: "Fast 45 Technique"

Ricky Tims committee gave an introductory presentation.

The meeting was adjourned at 10:25.

Respectfully submitted,
Jean Karpen, Secretary

OFFICIAL BUSINESS

Asheville Quilt Guild Treasurer's Report - February 2011			
Budget Category	2/1/2011	Fiscal YTD	Budget
Income			
Bus Trips			0.00
Donations		155.02	100.00
Fall Retreat		3,330.00	6,000.00
Guild Projects	400.00	1,191.44	1,000.00
Holiday Banquet			2,000.00
Interest	0.17	233.45	700.00
Library		246.00	200.00
Membership Dues	2,117.00	5,860.00	6,000.00
Quilt Show		26,094.57	25,000.00
Reserves			12,335.00
Sales Tax Refund			100.00
Ways & Means		4,924.77	4,300.00
Workshops		4,340.00	3,500.00
Total Income	2,517.17	46,375.25	61,235.00
Expenses			
Accounting Services	100.27	506.80	500.00
Awards		1,060.62	1,100.00
Bank Charge		9.34	25.00
Bus Trips			0.00
Community Quilts	197.49	523.98	1,000.00
Equipment		60.48	1,100.00
Fall Retreat		3,893.68	6,000.00
Gifts and Donations			
Guild Projects		783.54	1,900.00
Historian			300.00
Holiday Banquet	117.48	117.48	2,500.00
Hospitality	18.77	391.46	150.00
Insurance		251.00	300.00
Library	23.86	92.94	400.00
Membership		1,081.86	1,000.00
Mentorship			300.00
Newsletter	153.00	1,362.02	2,000.00
Programs & Workshops	125.00	9,756.16	12,350.00
Publicity		254.88	500.00
Quilt Show		22,339.39	24,800.00
Rent	175.00	679.00	2,210.00
Scholarship Endowment			
Subscriptions & Dues		125.00	500.00
Supplies & Misc.	7.75	16.15	500.00
Ways & Means	350.19	1,020.17	1,800.00
Total Expenses	1,268.81	44,325.95	61,235.00
Excess or (Deficit)	1,248.36	2,049.30	
Total Cash on Hand	\$33,790.72		
<i>Angela Lamoree, Treasurer</i>			

Asheville Quilt Guild Treasurer's Report - March 2011			
Budget Category	3/1/2011	Fiscal YTD	Budget
Income			
Donations	5.00	5.00	0.00
Guild Projects			250.00
Ricky Tims			2,000.00
Holiday Banquet			0.00
Interest	0.08	0.08	200.00
Library			200.00
Membership Dues	1,020.00	1,020.00	6,000.00
Quilt Show			33,000.00
Ways & Means			5,000.00
Workshops	1,680.00	1,680.00	5,000.00
Total Income	2,705.08	2,705.08	51,650.00
Expenses			
Accounting Services	377.46	377.46	400.00
Awards			1,075.00
Bank Charge			10.00
Community Quilts			300.00
Equipment			200.00
Gifts and Donations			0.00
Guild Projects	652.52	652.52	900.00
Ricky Tims			650.00
Historian			0.00
Holiday Banquet			500.00
Hospitality			200.00
Insurance			400.00
Library			150.00
Membership	48.32	48.32	1,000.00
Mentorship			140.00
Newsletter	96.85	96.85	1,500.00
Programs & Workshops	2,583.70	2,583.70	12,350.00
Publicity			250.00
Quilt Show			30,000.00
Rent			700.00
Subscriptions & Dues			350.00
Supplies & Misc.			25.00
Ways & Means			550.00
Total Expenses	3,758.85	3,758.85	51,650.00
Excess or (Deficit)	-1,053.77	-1,053.77	
Total Cash on Hand	\$32,736.95		
<i>Angela Lamoree, Treasurer</i>			

ASHEVILLE QUILT GUILD WORKSHOP REGISTRATION FORM

Susan Brubaker Knapp	Wed. 4/20	Whole Cloth Painting	\$40 AQG members \$55 non-members
Judy Coates Perez	Wed. 5/18	Ornamental Fiesta	\$40 AQG members \$55 non-members
Mary Stori	Wed. 6/22	Beading Basics & Beyond	\$40 AQG members \$55 non-members
Charlotte Warr Andersen	Wed., 7/20	Machine Quilt Geometric Patterns without Marking	\$40 AQG members \$55 non-members

Are you an AQG member? Yes/no Total Amount Enclosed \$ _____

Indicate your workshop selection by **circling the name of the workshop**. If you are signing up for more than one workshop, please **write separate checks** for each workshop. Please date your checks with the date of the workshop and make payable to Asheville Quilt Guild.

Name: _____

Address: _____

Phone: _____ email: _____

Mail to: Charlotte McRanie camcranie@gmail.com 419-0199
795 Lakey Gap Road
Black Mountain NC 28711

Cancellation policy: Workshop cancellations must be made with the workshop chair at least 14 days before the workshop date in order for the registration fee to be refunded. Otherwise, you must find a replacement for your workshop space and notify the workshop chair.

A TIP FROM ANGIE LAMOREE

Linen Water/Finishing Press

8 cups DISTILLED water
1 cup Vodka (cheap stuff)
1 teaspoon Lavender *essential oil* (the good stuff)
Mix it up and use in your iron or just spray on your linens. Yummy stuff!

If you like liquid spray starch (but don't like the price). Add 2/3 cup of Sta Flow Starch to the bottle and use it in a fine mist spray bottle. It gives the perfect finish to your pre-cut fabrics or is the perfect finish for your blocks. Plus, for around \$30 you can make about 8 Gallons of it!

AROUND THE WEB

Some of you might remember former AQG member, Leah Day. You might want to check out her blog at:

<http://freemotionquilting.blogspot.com/>

Here is a YouTube video on a blind quilter:

<http://www.youtube.com/watch?v=7lfaSmDxVZQ>

Lectures & Workshops: April and beyond!

April Lecture and Workshop: Susan Brubaker Knapp. Come to the April meeting to hear Susan talk about her personal journey in **The Artist in You** on April 19. The following day she will teach **Wholecloth Painting** (*All levels welcome*). Students will learn the basics of creating wholecloth painted quilts based on photos. She provides most of the materials for a \$10 fee. You can learn more about Susan at <http://www.bluemoonriver.com>

May Lecture and Workshop: Judy Coates Perez, a frequent contributor to *Quilting Arts* magazine and *Quilting Arts TV*, will speak to us about **“Inspiration: Where does it come from?”** at the Tuesday meeting on May 17. Her workshop on May 18 is called **Ornamental Fiesta.** Inspired by Mexican tin folk art, these fun festive ornaments incorporate painting with textile paints, quilting, embossing and sewing metal—all sorts of new techniques to add to your growing list! Most of the supplies are included in a kit provided for \$15. Judy picked this class for us because she says, “Everyone goes home with a finished project, it’s a little different, getting to play with metal and I also give some basic instruction in painting. I have the happiest students in this class.” A sample of the ornament will be on display at the April meeting. Sign up NOW—only a few spaces available!

June Lecture and Workshop: Mary Stori will present a brand new lecture entitled **Wool Collage – What’s Old is New Again** on June 21. Mary has updated the mid-19th century penny-rug style of embroidered wool appliqué with a new look. She shares construction guidelines and inspires with examples of collaged traditional, folk


art, and contemporary bead embellished projects. Her workshop on June 22, **Beading Basics & Beyond** (*All levels welcome: Handwork - no beading experience necessary.*) introduces effective beading techniques with practical applications for quilts and garments. In the morning, you create a reference sampler as you learn. The afternoon focuses on creative edging techniques to decorate...edges!! \$10 kit fee required \$10.00. This workshop is filling up quickly. Save your space now.

July Lecture and Workshop: Charlotte Warr Andersen will join us for the July 19th meeting to talk about **“A Quilter’s Progression.”** With over twenty years experience as a quilt teacher, she has some stories to tell! Come spend an entertaining hour listening to the personal, laugh-out-loud adventures of a quiltmaker who is also a wife and mother, with some more serious insights into her process. Then on Wednesday, July 20th, she presents the workshop **“Machine Quilt Geometric Patterns without Marking.”** This workshop involves symmetrical machine quilting designs, many of them of sashiko origin, which can be laid down without applying pencil or marker to fabric. Using a domestic machine, tools and techniques, practice four quilting patterns from Charlotte’s book, *One Line at a Time*, and four patterns from its forthcoming sequel. Her website is:

<http://www.cwaquilts.com>.

Additional information including downloadable supply lists and registration forms is available at the website: www.ashevillequiltguild.org. Sign up for a workshop today!

Peggy Newell



Are you new to our guild or to the area? Just starting on your quilting journey? Would you like to get to know other quilters better, or find out more about quilting or guild activities? Would you enjoy a couple of hours of fun and fellowship with other quilters. Are you a current member who would like to meet and help new quilters and members, or are you looking for volunteers for your committees? If so, please join a Member Bee. Many close friendships are formed as you share quilting information in these smaller groups.

You may also start a new group, maybe in your neighborhood or at a time more suited to your schedule. All it takes is a few other quilters to start. Contact me and we can publish it here monthly. Visit one or more of the following groups. You are always welcome at any or all of them. Bring a project you are working on, especially if you need help or advice. Don't forget your SHOW & TELL!

Kim Thompson, Member Bee Chair,
628-1938 or lkbt94@aol.com

The Firehouse Quilters (North) - 1st & 3rd Thursday each month - 10:30 - 2:00 - Reems Creek Firehouse Community Room, Beaverdam Road, North Asheville. Bring lunch. Contact **Helen Kehoe** at 281-2098.

Beaucatcher's Bee – meets every Tuesday 10 am-noon, North Asheville Community Center, 39 E. Larchmont Rd (off Merrimon Ave). Annual Community Center Fee applies. Questions? Contact **Mary Field** at 254-9128.

Lamplight Bee Meets on the 4th Monday of the month at 6:30pm, Oak Hill Methodist Church 277 Oak Hill Drive, Candler NC. Call or email **Betty Fauerbach** for more information at 627-9793 or emfauerbach@charter.net

South Asheville Bee - Meets at Earth Fare South community room, 1856 Hendersonville Road, on the second and fourth Thursday of the month at 9:30 a.m. Call **Ann Bordeau** at 650-9708 or **Alice Helms** at 277-9223.

Little Bee - 1st Thursday evening each month at 7pm in each other's homes. Contact **Cindy Lund** at 252-5204.

Fiber Arts Alliance - Anyone interested in art quilts, any medium, or any level is invited to join. 1st Tuesday each month at the West Asheville Presbyterian Church at 690 Haywood Road. 12:00 brown bag lunch, 12:30-3:00 meeting. Contact **Deborah Brown** at 456-7662 or email her at itsinourhands51@gmail.com or **Meg Manderson** at 683-6563 or email her at megmanderson@gmail.com.

Quilts For Linus- The Linus Project is a nationwide volunteer project that collects blankets (quilts, knitted and crocheted items) for traumatized and hospitalized children. This group is open to everyone. **Meeting will be on April 29th this month. (1 to 3:30pm)**. We have lots of new fabric donated by Marti's Patchwork Cottage. Come to select fabric to sew a community quilt at home, to help layer tops, to cut for kits or one that you want to make (bring cutting equipment) or sew (bring your machine) with us. Contact **Sara Hill** at 664-0974 for more information or directions.

East-Enders Bee meets the 2nd and 4th Wednesday of each month. We meet in members homes from 1-3. Members living on the East side of Asheville or in Swannanoa or Black Mountain are encouraged to join us. Contact **Maureen Kampen** hyland77@yahoo.com or **Sally Gross-Holbrook** at 686-4616 for more information.

Spring Mountain. The Spring Mountain bee meets the second Tuesday morning from 10-12, teaching and working on quilts and other hand crafts, benefiting the local community, the Asheville Quilt Guild and other charities. It is open to everyone, and the contacts are **Kay Jenkins** at 628-7900 or **Kim Thompson** at 628-1938.

Biltmore Lake Quilters meet the second and fourth Thursdays each month from 9-1 at the Biltmore Lake Clubhouse. All are welcome (you do not have to live in Biltmore Lake). Contact **Mary Rogers** for more information at 665-2602 or rogmarync@charter.net

Dare to Bee is coming to Asheville.....

The purpose of the group is to challenge quilters to go beyond their comfort zones in a relaxed and supportive way.

A new challenge will be handed out every other month to anyone that wants to join in. While there will be no challenge handed out on the alternating months, the meeting place will still be available so that Bee participants can get together to discuss challenges, brain storm ideas, or simply chat. The Bee is to be child-friendly, and therefore may be loud and somewhat distracting, patience is a must, quilting skills are not (please feel free to come even if you are a beginner quilter).

Quilt dimensions are generally kept small to allow for work to be finished in the two month time frame but one of the hallmarks of this group is the breaking of rules. Two months after the challenge is handed out, everyone will reveal their project, in whatever state it is in, and another project will be handed out.

To begin with, as the bee founder, I will present the challenges, however, at any point that a participant feels comfortable coming up with and presenting a challenge, they need only let me know.

Jennifer Haines

333-4251 or Jenuofroc@aol.com

Guild Projects

Thank you. In celebration of National Quilting Day, AQQ presented 23 baby quilts to the Mother/Baby unit of Mission Hospital – Memorial Campus for babies born during the month of March. The quilts bring much joy to the families of these precious newborns and provide comfort to those in need of an expression of love and support.

Cloth Doll Show by AQQ Members. The 2nd floor Gallery at the NC Arboretum's Education Center is adorned with 40 art dolls created in elinor peace bailey workshops and dolls adapted from other sources. The dolls will be on exhibit until mid-April, check it out!

Quilt in a Shoebox program at UNCA Super Saturday, began on March 5 for six weeks directed by Joan Tolley

Guild Projects Continued

and her crew of AQQ volunteers. 19 academically gifted girls and boys are learning skills in selecting color and fabrics, stitching, piecing and appliqué by hand... and machine. The Fall Super Saturday sessions will begin in early October.

Do you have a large quilt you would like to display?

NC Center for Creative Retirement has offered AQQ exhibit space again this year at the Reuter Center on the UNCA campus, to hang bed-sized quilts in May during one of their special events. They will be on display for 3 weeks.

If you or your Bee is interested in displaying quilts for eight weeks at the **Education Center at the NC Arboretum**, please let me know if you have about 15 large quilts for an exhibit.

Check out this article about *Quilter's Newsletter Magazine's* project *Quilts for Japan* on their blog: <http://www.quiltersnewsletter.com/blogs/insideqn/2011/03/18/call-for-quilts-for-japan/>

Anyone bringing donation quilts to the April Guild meeting, please give them to **Julie Simpson**.

Guild Projects Chair

Elaine Zinn

350-1230 or

ezonthemove@yahoo.com

FIBER DAY

The guild has been invited to participate on Fiber Day on **Saturday, May 14** (10am - 4pm) at the **Folk Art Center**. Members who would like to volunteer 2 hours and work on community quilts using their sewing machine (a feather weight machine would be great!), please contact **Elaine Zinn**.

disPatch

Asheville Quilt Guild
P.O. Box 412
Asheville, NC 28802

Don't Forget!



Name Tag
Show & Tell
Block of the Month for Sharing
Presidents Block for Betty
Membership Renewal

APRIL MEETING

APRIL 19, 2011
7PM AT THE FOLK ART CENTER

Susan Brubaker Knapp. Come to the April meeting to hear Susan talk about her personal journey in **The Artist in You**. The following day she will teach **Wholecloth Painting** (*All levels welcome*). Students will learn the basics of creating wholecloth painted quilts based on photos. You can learn more about Susan at <http://www.bluemoonriver.com>

Newsletter Publisher

JoAnne Hewatt
joannehewatt@bellsouth.net

828-681-8166

I am looking forward to being your newsletter editor this year. If you have any questions, comments, advice, please let me know.

The deadline for getting information into the newsletter will be the Monday before the board meeting, which is the first Tuesday of the month. The deadline for the **May disPatch** will be **May 2nd**.

The Asheville Quilt Guild Meets on the 3rd Tuesday of the Month

10 a.m. in Odd numbered Months
7 p.m. in Even numbered Months
(in the Evening in Even months!)

Folk Art Center Auditorium
Blue Ridge Parkway ... Asheville, NC